



**Cir No.**

**17 March 2020**

**Dear Parents,**

The school is deeply concerned about the health of the students and each one of you in the wake of a sudden and unprecedented surge in cases of Corona Virus (COVID 19), which has been declared as pandemic recently. As PM has rightly said, '*Precautions not panic*' that can keep ourselves and others from becoming victims to this epidemic. Kindly adhere to the following precautionary measures strictly:

- Wash hands with soap and water frequently
- Cover the mouth and nose when sneezing or coughing
- Handle food with clean hands
- Eat healthy food and avoid eating out
- Drink only boiled water or use water purifiers
- Use a mask, if possible
- Avoid going to crowded places

As the school will remain closed till 31<sup>st</sup> March, we seek your whole-hearted cooperation to ensure that:

- **your ward completes the uploaded assignments properly**

(available on [www.akmsggn.com](http://www.akmsggn.com) ----→ Downloads tab ---→ Assignment----→ Choose class)

- he/she reads extra books and other useful material to enhance their knowledge
- he /she does not waste time watching TV and using social networking sites
- he /she has a time schedule for studies and follows it strictly
- he/ she inculcates good habits and values
- he/ she reads a few initial chapters of all subjects and be familiar with them
- he/she prepares well for the tests that will be conducted as soon as the school reopens  
(only for classes IX & X)
- and finally that you spend quality time with them everyday


**Stay safe and healthy. May you be protected!**

Regards,

Principal  
Ms.Anshu Nakra

Colour the fruits and circle the one  
you like the most.


# FRUIT




bananas



plums



watermelon




lemons




cherries



apples



oranges



pineapple

Class Nursery

Pattern Worksheet

Go over the slanting lines and colour the picture.




Class Nursery

Trace the dotted line to get each butterfly to the flower.

The worksheet contains five rows of tracing practice. Each row consists of a butterfly illustration on the left, a horizontal dashed line in the center, and a rose illustration on the right. The butterflies and roses are identical in each row, and the dashed lines are of equal length, spanning the distance between the butterfly and the rose.


Class Nursery

Activity : Thumb Printing



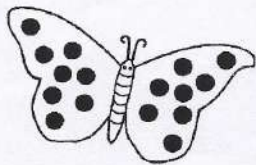






Class Nursery

Colour the Sun







Help the mothers to find their babies and join them together.



Let's have something refreshing together everyday.

## Matching Cups

Let's join the cups together to make delicious drinks -







name: \_\_\_\_\_



# BLOSSOMING SHAPES

Trace and color the shapes.

